



QUALITY PREFABRICATED STRUCTURES SINCE 1987
A Division of Ross & Barr, Inc.

COVERING YOUR
NEEDS WITH
**VERSATILITY
& VALUE**



COVERWORX

THE COVERWORX STORY



LOOK FOR THE **COVERWORX**
QUALITY PLATE ON ALL OF
OUR STRUCTURES!

Coverworx Recreational Architecture is an exciting and fun division of Ross and Barr, Inc., established with pride in Warren, MI in 1987. For more than three decades, the Ross and Barr, Inc.'s strict mission of putting the customer first coupled with dedication to hard work and attention to structure detail has resulted in our Coverworx Recreational Architecture division.

By succeeding at our initial mission to be a national leader in providing quality prefabricated carports across the country, we have now focused on expanding our talents and experience towards broadening our customer base and market focus. The products now produced with our Coverworx division truly show the unmatched design capabilities and unlimited options available to our loyal customers.

Our talented and experienced Coverworx team is committed to providing customers with quality, affordable prefabricated products in a timely manner. We pride ourselves in providing custom designs no matter how outrageous the concept. Solar lighting options, Full Soffit roofing, and nationwide installation are just a few of the offerings that have set Coverworx not just apart from, but ahead of the rest!

TABLE OF CONTENTS

STEELWORX



STEELWORX PAGE 4-21, 27

Gables (4-7), Crossing Shelters (8), Dodecagons (9), Hips (10-11), Cantilevered (12-13), Octagons (14-15), Hexagons (16-17), Squares (18-19), Pergolas & Arbors (20), Kiosks (21), Carports (27)



WOODWORX PAGE 22-23

Glue Laminated Arch, Straight and Wave Beam Shelters



OPTIONS/UPGRADES PAGE 26

Metal Roof Options, Eave, Cupolas, Vented Roof, Railings, Columns



WORXEXTRAS/SPECIALTY PRODUCTS PAGE 27-29

Site Furnishings: Picnic Tables, Benches, Grills, Bike Racks, Receptacles

GABLES

OPEN END CANOPIES


STEELWORX

Coverworx AWS certified welders and craftsmen carefully handcraft tubular steel framework to the highest industry quality standards utilizing a free-span design without the need for exposed fasteners, open truss members and no possibility for bird nesting. All shelters come ready to assemble with no cutting, welding, or painting required.


Standard finish is comprised of a sand blasted, zinc-primed, 4-6 mil thick polyester powder coating available in a variety of standard colors (see page 31). Roofing provided is a pre-cut high quality 24 gauge steel panel, and is offered in a variety of colors and profiles (see metal roof options on page 24).

Steelworx Gables are available in many different styles as shown on this and the next page. A gable canopy is the most economical way to provide shelter.

FOR OTHER AVAILABLE OPTIONS, SEE PAGE 26.



BASIC GABLE



SPLIT-TOP GABLE



VENTED GABLE



2-POST GABLE





SBGA-3060-SW-812 w/ Sunburst Ends and 8:12 Pitch
(Masonry surrounds by others)



RGA-2032-SW w/ Recessed Gable Design



DCGA-3035-SW w/ Downcurve Design and 12' Eave Height



SBGA-2828-SW-TG w/ Suburst Ends and T&G Roof Deck (Masonry surrounds and clay tile roof by others)
CRESTA BELLA PROJECT - SAN ANTONIO, TX. ARCHITECT - TBG PARTNERS (SAN ANTONIO, TX)



AEGA-1616-SW w/ Architectural Ends

GABLES

OPEN END CANOPIES

STEELWORX

Coverworx AWS certified welders and craftsmen carefully handcraft tubular steel framework to the highest industry quality standards utilizing a free-span design without the need for exposed fasteners, open truss members and no possibility for bird nesting. All shelters come ready to assemble with no cutting, welding, or painting required.

Standard finish is comprised of a sand blasted, zinc-primed, 4-6 mil thick polyester powder coating available in a variety of standard colors (see page 31). Roofing provided is a pre-cut high quality 24 gauge steel panel, and is offered in a variety of colors and profiles (see metal roof options on page 24).

Steelworx Gables can also provide a unique shelter as seen with these gable designs. Have a difffferent idea for a Sunburst or Architectural End? We specialize in creating custom designs.

FOR OTHER AVAILABLE OPTIONS, SEE PAGE 26.



GA-1212-SW-TG



DOWNCURVE GABLE



RECESSED GABLE



SUNBURST GABLE



**ARCHITECTURAL
END GABLE**

CROSSING

SHELTERS


STEELWORX

Coverworx AWS certified welders and craftsmen carefully handcraft tubular steel framework to the highest industry quality standards utilizing a free-span design without the need for exposed fasteners, open truss members and no possibility for bird nesting. All shelters come ready to assemble with no cutting, welding, or painting required.

Standard finish is comprised of a sand blasted, zinc-primed, 4-6 mil thick polyester powder coating available in a variety of standard colors (see page 31). Roofing provided is a pre-cut high quality 24 gauge steel panel, and is offered in a variety of colors and profiles (see metal roof options on page 24).

Steelworx Crossing Shelters can be arranged in a variety of ways to transform a basic gable or hip shelter into a dynamic centerpiece for your site. Choose from the standards shown here or mix and match gable and hip ends. Other possibilities include adding Sunburst or Architectural End Gables (see photos).

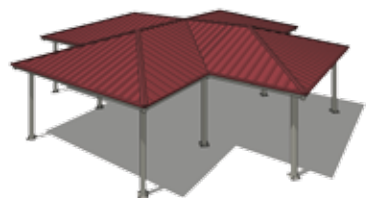
FOR OTHER AVAILABLE OPTIONS, SEE PAGE 26.



CROSSING GABLE



CROSSING T GABLE



CROSSING HIP



CROSSING T HIP





HP-2024-SW



HP-1624-SW-VT Vented Top Design, Overhead Lattice, and Square Steel Cupola



HP-2434-SW w/ Tapered Columns Option



HP-1644-SW



HP-2030-SW-VT w/ Vented Top Design

HIPS

CLOSED END CANOPIES

STEELWORX

Coverworx AWS certified welders and craftsmen carefully handcraft tubular steel framework to the highest industry quality standards utilizing a free-span design without the need for exposed fasteners, open truss members and no possibility for bird nesting. All shelters come ready to assemble with no cutting, welding, or painting required.

Standard finish is comprised of a sand blasted, zinc-primed, 4-6 mil thick polyester powder coating available in a variety of standard colors (see page 31). Roofing provided is a pre-cut high quality 24 gauge steel panel, and is offered in a variety of colors and profiles (see metal roof options on page 24).

Steelworx Hips provide a little more shelter than a gable canopy while using a similar column layout and roof area. These canopies are great when a more finished look is needed.

FOR OTHER AVAILABLE OPTIONS, SEE PAGE 26.



STANDARD HIP



2-POST HIP



VENTED HIP



HP-2044-SW-VT

CANTILEVERED MONOSLOPES & DUGOUTS

OPEN SIDED CANOPIES


STEELWORX

Coverworx AWS certified welders and craftsmen carefully handcraft tubular steel framework to the highest industry quality standards utilizing a free-span design without the need for exposed fasteners, open truss members and no possibility for bird nesting. All shelters come ready to assemble with no cutting, welding, or painting required.

Standard finish is comprised of a sand blasted, zinc-primed, 4-6 mil thick polyester powder coating available in a variety of standard colors (see page 31). Roofing provided is a pre-cut high quality 24 gauge steel panel, and is offered in a variety of colors and profiles (see metal roof options on page 24).

Steelworx Cantilever & Monoslope shelters are ideal for sites without the extra space for a lot columns. Columns can be located at one side, in the middle or at each corner. These canopies work great as dugout and bleacher shelters.


FOR OTHER AVAILABLE OPTIONS, SEE PAGE 26.




CANTILEVER DUGOUT



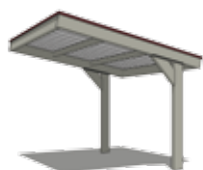
CENTER POST DUGOUT



5 POST DUGOUT



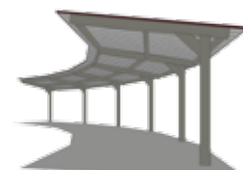
CANTILEVER LARGE



CANTILEVER



CURVED CANTILEVER



RADIUS CANTILEVER



CD-1624-SW



CD-1212-SW w/ Custom 12' length



CPD-0816-SW w/ Center Post Dugout Design



RCD-1650-SW



HP-1028-SW-4P



BC-1880-SW w/ Bleacher Cover 18' Back Eave Height w/ custom MegaRib roofing and front edging

OCTAGONS

8-SIDED CANOPIES

STEELWORX

Coverworx AWS certified welders and craftsmen carefully handcraft tubular steel framework to the highest industry quality standards utilizing a free-span design without the need for exposed fasteners, open truss members and no possibility for bird nesting. All shelters come ready to assemble with no cutting, welding, or painting required.

Standard finish is comprised of a sand blasted, zinc-primed, 4-6 mil thick polyester powder coating available in a variety of standard colors (see page 31). Roofing provided is a pre-cut high quality 24 gauge steel panel, and is offered in a variety of colors and profiles (see metal roof options on page 24).

Steelworx Octagons provide a very decorative and elegant looking canopy. They have a timeless appeal that works well with any site.

FOR OTHER AVAILABLE OPTIONS, SEE PAGE 26.



STANDARD OCTAGON



VENTED OCTAGON



STRETCHED OCTAGON



SINGLE POST
OCTAGON



TWO POST
OCTAGON



STRETCHED VENTED
OCTAGON



SOC-4080-SW-VT-TG



OC-36-SW



OC-24-SW-HVT



OC-44-SW-VT w/ Vented Top Design



OC-40-SW

HEXAGONS

6-SIDED CANOPIES

STEELWORX

Coverworx AWS certified welders and craftsmen carefully handcraft tubular steel framework to the highest industry quality standards utilizing a free-span design without the need for exposed fasteners, open truss members and no possibility for bird nesting. All shelters come ready to assemble with no cutting, welding, or painting required.

Standard finish is comprised of a sand blasted, zinc-primed, 4-6 mil thick polyester powder coating available in a variety of standard colors (see page 31). Roofing provided is a pre-cut high quality 24 gauge steel panel, and is offered in a variety of colors and profiles (see metal roof options on page 24).

Steelworx Hexagons provide the same elegance and timelessness of an octagon canopy with the benefit of having two less columns.

FOR OTHER AVAILABLE OPTIONS, SEE PAGE 26.



STANDARD HEXAGON



VENTED HEXAGON



STRETCHED HEXAGON



SINGLE POST
HEXAGON



TWO POST
HEXAGON



DOUBLE PITCH
HEXAGON



STRETCHED VENTED
HEXAGON



HX-24-SW-DP w/ Hex Steel Cupola



SHX-4070-SW-VT-C



HX-32-SW-VT w/ Vented Top Design & Overhead Lattice



HX-36-SW-VT w/ MAX Column Design, Circle Pattern Overhead Lattice & Round Banded Columns



HX-20-SW w/ Hot Dipped Galvanized Frame



HX-10-SW-DP w/ Double Pitch and MAX Column Design w/ Round Columns & Hex Steel Cupola

ADDISON COMMUNITY GARDEN GAZEBO, ADDISON, TX
(ARCHITECT - SJPLA DESIGN)

SQUARES

4-SIDED CANOPIES

STEELWORX

Coverworx AWS certified welders and craftsmen carefully handcraft tubular steel framework to the highest industry quality standards utilizing a free-span design without the need for exposed fasteners, open truss members and no possibility for bird nesting. All shelters come ready to assemble with no cutting, welding, or painting required.

Standard finish is comprised of a sand blasted, zinc-primed, 4-6 mil thick polyester powder coating available in a variety of standard colors (see page 31). Roofing provided is a pre-cut high quality 24 gauge steel panel, and is offered in a variety of colors and profiles (see metal roof options on page 24).

Steelworx Squares feature the look of a hip canopy with the added appeal of having four equal sides and a single peak. Larger square canopies will require additional columns around the perimeter.

FOR OTHER AVAILABLE OPTIONS, SEE PAGE 26.



STANDARD SQUARE



VENTED SQUARE



SINGLE POST SQUARE



2-POST SQUARE



SQ-20-SW-VT w/ Vented Top Design, Overhead Lattice & WORX Columns



SQ-20-SW



SQ-16-SW



SW-12-SW-2P w/ 2-Post Design



SQ-40-SW-VT-TG



SQ-24-SW-SS w/ Standing Seam Roofing Upgrade



SQ-28-SW



SQ-44-SW-VT

PERGOLAS → & ARBORS

OPEN AIR STRUCTURES

STEELWORX

Coverworx AWS certified welders and craftsmen carefully handcraft tubular steel framework to the highest industry quality standards. All shelters come ready to assemble with no cutting, welding, or painting required. Standard finish is comprised of a sand blasted, zinc-primed, 4-6 mil thick polyester powder coating available in a variety of standard colors (see page 31).

Steelworx Pergolas & Arbors are custom in nature due to the unlimited placement of columns, supporting beams and lattice members. Pergolas and Arbors come standard with tubular steel members, but can also be combined with pressure treated wood beams and lattice.

Entrance Frames offer a focal point to a park's entrance. Using the latest technology in computer controlled machinery, park names, custom logos or decorative lattice can be cut from solid steel and added to enhance an entrance frame.

FOR OTHER AVAILABLE OPTIONS, SEE PAGE 26.



ARCH ENTRANCE

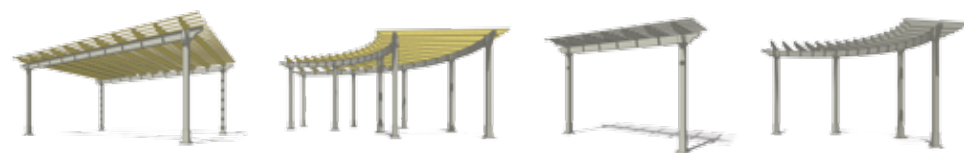



ARCHWAY
ENTRANCE SIGN



ENTRANCE
SIGN

END CUT OPTIONS



PERGOLA

RADIUS PERGOLA

ARBOR

RADIUS ARBOR



P-1015-SW



RP-1550-SW



P-1024-SW w/ Hot Dipped Galvanized Frame

KIOSKS INFORMATION CENTERS



P-2020-SW



K-0610-SW-C



SINGLE POST



2 POST



3 POST



4 POST



SINGLE POST
SQUARE



2 POST GABLE



HEXAGONAL



BENT DIAMOND



WGA-2430-WW w/ CUSTOM 8:12 Pitch, Wood Sunburst Ends & Architectural Wind Braces

WOOD FOREST SPRAY PARK -
MONTGOMERY, TX. ARCHITECT
- TBG PARTNERS (HOUSTON, TX)

WOODWORX

GLUE LAMINATED WOOD CANOPIES

From standard gable shelters to custom centerpieces, all Woodworx shelters come standard with 2" x 6" Southern yellow pine tongue & groove decking with metal or shingle roofing, glue laminated framing, pressure treated columns and powder coated steel connection plates. Columns and rafters can be upgraded to powder coated tubular steel as seen below. See available roof and column options on the following page. *Vented Top design available on many Woodworx models.*



WAVE BEAM GABLE



STANDARD SHAPES
HEXAGONS, OCTAGONS,
SQUARES & MORE!



STRAIGHT GABLE



ARCH BEAM GABLE



RETRO GABLE



OC-24-WW-C



GAC-4028-WW w/ Gable Arch Columns, narrowing back & Amphitheater Design



GWB-4030-WW



GAB-4060-WW

SPECIALTY PRODUCTS & AMPHITHEATRES

SPECIALTY PRODUCTS

Coverworx AWS certified welders and craftsmen carefully handcraft tubular steel framework to the highest industry quality standards utilizing a free-span design without the need for exposed fasteners, open truss members and no possibility for bird nesting. All shelters come ready to assemble with no cutting, welding or painting required.

Standard finish is comprised of sand-blasted, zinc-primed, 4-6 mil thick polyester powder coating available in a variety of standard colors (see page 31). Roofing provided is a pre-cut, high quality 24 gauge steel panel, and is offered in a variety of colors and profiles (see metal roof options on page 24).

Coverworx Specialty Products consist of Amphitheaters, Bus Stops, Laser Cutting as well as Carport and Restroom and Dumpster Enclosures. Coverworx is versatile enough to handle your Custom Designs. If you can dream it, Coverworx can fabricate it. We specialize in creating custom designs.

The Coverworx versatility really comes though in our specialty products and amphitheaters. Our custom laser cutting capabilities along with our unmatched quality in wood or steel and design can create a beautiful custom project in any setting. Available in virtually any size imaginable, let us know your needs.

FOR OTHER AVAILABLE OPTIONS, SEE PAGE 26.



LASER CUT CENTER MEDALION



GWB-4020-WW




RCD-2060-SW-C



BS-0512-SW-C



LASER CUT ENTRY SIGN



LASER CUT PAVILION GRAPHICS




SQ-1010-SW-ENC

COVERWORX

OPTIONS & UPGRADES

METAL ROOF OPTIONS



MEGA-RIB*




MEDALLION-LOK
STANDING SEAM*




2x6 TONGUE &
GROOVE DECKING



MULTI-RIB*
(STANDARD)



MERIDIAN
STANDING SEAM**



MAX-RIB**

EAVE OPTIONS



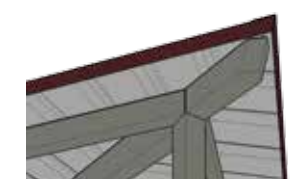
STANDARD GABLE



GABLE
BARGE BEAM



STANDARD




EXTENDED



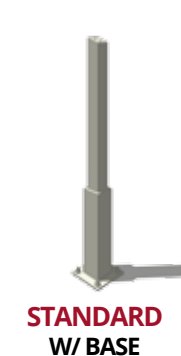
MAX COLUMN

COLUMNS

Column styles can be combined. Custom designs as well as stub columns for locally provided masonry mounting are also available.



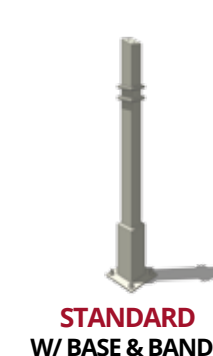
STANDARD



STANDARD
W/ BASE



STANDARD
W/ BASE & CAP



STANDARD
W/ BASE & BANDS




ROUND




ROUND
W/ BASE



ROUND
W/ BASE & CAP




ROUND
W/ PEDESTAL



BANDED



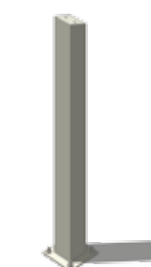
CLASSIC



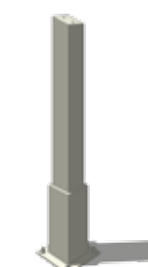
CRAFTSMAN



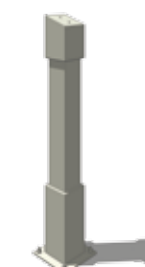
TAPERED
CRAFTSMAN




OVERSIZED




OVERSIZED
W/ BASE




OVERSIZED
W/ BASE & CAP




WORX



TAPERED



TAPERED
REVERSED



QUAD



QUAD
BANDED

All roof panels are Galvalume coated 24 ga. steel with a white bottom and a 20 year warranted Kynar 500 top finish available in a variety of colors (see page 31). Panels are fastened to frame with either exposed painted screws or concealed clips as with standing seam panels. Some panels may have color limitations. Fiberglass shingles are available upon request.

- * Available with or without tongue & groove decking
- ** Requires tongue & groove decking

COVERWORX

OPTIONS & UPGRADES, CONT.


RAIL & LATTICE




STANDARD



SQUARE



DIAMOND



CROSSING DIAMOND



CIRCLE

CUPOLAS



OCTAGON / HEXAGON



SQUARE CUPOLA



DECORATIVE CUPOLA



FUNCTIONAL CUPOLA

VENTED ROOF OPTIONS



VENTED ROOF
LOW



VENTED ROOF
HIGH (STANDARD)



VENTED ROOF
MINI LOW



VENTED ROOF
MINI HIGH

Complete steel Cupolas come pre-finished and are available on most shelters. Tube steel rails & lattice styles may be combined. Custom designs are also available.

WORX EXTRAS

SITE FURNISHINGS

BENCHES



Backless Steelworx

SUPPORTS: 1/2" x 2" steel bar. One-piece welded unit. May be surface mounted or freestanding.
SEAT SURFACE: 1/4" x 1 1/2" steel bar and 1 5/16" O.D. steel pipe.
FINISH: Polyester powder coated.



Economy

SUPPORTS: 2 3/8" O.D. galvanized pipe with ends capped.
SLATS: 2" x 4" nominal. Available with #1 pressure treated pine, redwood, Douglas Fir, Pau Lope®, anodized aluminum, or recycled plastic.
FINISH: Galvanized pipe with cold galvanizing finish on all welds.



Steelworx

SUPPORTS: 1/2" x 2" steel bar. One-piece welded unit. May be surface mounted or free-standing.
SEAT SURFACE: 1/4" x 1 1/2" steel bar and 1 5/16" O.D. steel pipe.
FINISH: Polyester powder coated. May be free-standing or surface mounted.



Victorian

SUPPORTS: Heavy-duty cast iron.
CROSS BRACE: 1 5/16" O.D. galvanized pipe.
CENTER STRAP: 1/4" x 2" steel bar.
SLATS: 2" x 3" nominal. Available with #1 pressure treated pine, redwood, Pau Lope®, or clear Douglas Fir.
HARDWARE: Stainless Steel.
FINISH: Polyester powder coated frame.

RECEPTACLES



Trash Cans

FRAME: 1/8" x 1" steel bar and 3/8" diameter steel bar.
SLATS: 1" x 3" nominal. Available with #1 pressure treated pine or redwood.
LINER: 22 gallon or 32 gallon plastic.
FINISH: Frame and support powder coated black.
• Receptacle factory assembled.

PICNIC TABLES



WorxTable

END SUPPORTS: 3/8" x 4 1/2" steel bar with choice of 2 3/8" O.D. or 2 7/8" O.D. steel pipe.
BRACING: 1 5/16" O.D. steel pipe and 11 gauge formed steel angle.
SLATS: 3" x 4" and 3" x 6" nominal recycled plastic.
FINISH: Polyester powder coated.



Economy

FRAME: 1 5/8" O.D. galvanized pipe
BRACES: 1 5/16" O.D. galvanized pipe.
SLATS: 2" x 10" nominal. Available with #1 pressure treated pine, anodized aluminum, or recycled plastic.
FINISH: Galvanized pipe with cold galvanizing finish on all welds.

Since 1987, **Coverworx** has provided a combination of the finest quality craftsmanship and unique design to bring you our full line of site accessories. Special request? Coverworx specializes in custom fabrication.

GRILLS



Ground

FIREBOX: 3/16" steel plate, 360° rotation, 15" x 20" x 10" high.
COOKING GRATE: 1/2" diameter steel bars with 5/8" diameter support handles. Equipped with cool grips and adjusts to four different height settings.
300-square-inch cooking area.
FINISH: Heat resistant non-toxic black enamel.



Adjustable Camping

FIREBOX: 3/16" steel plate. Flips back for servicing.
COOKING GRATE: 1/2" diameter steel bars with 5/8" diameter support handles. Equipped with cool grips and adjusts to four different height settings.
285-square-inch cooking area.
FINISH: Heat resistant non-toxic black enamel.



Double Standing

FIREBOX: 3/16" steel plate, 360° rotation, 24" x 36" x 10" high.
COOKING GRATE: 1/2" diameter steel bars with 5/8" diameter handles. Equipped with cool grips and adjusts to four different height settings. 864 total square-inch cooking area.
FINISH: Heat resistant non-toxic black enamel.



S-Curved Bike

RACK: 2 3/8" O.D. galvanized pipe. Available in permanent or surface mount.
FINISH: Available in natural galvanized pipe or polyester powder coated finish. Loop bike racks also available in stainless steel for additional cost.



COVERWORX 10 YEAR LIMITED WARRANTY

Coverworx-Recreational Architecture, a division of Ross and Barr, Inc. (hereinafter "Coverworx") warrants that the structure or product purchased will be free from defects in materials and workmanship under normal use for period of ten (10) years from the delivery date. The entire liability of Coverworx and its suppliers, and the exclusive remedy shall be for Coverworx to repair and replace materials found to be defective. The repair or replacement of materials shall be at the expense of Coverworx. This limited warranty is void if any damage has resulted from abnormal use, abuse, accident, vandalism, poor installation,

lack of maintenance, misapplication, service or modifications by someone other than Coverworx or its suppliers. This warranty excludes color fading within ten (10) nautical miles of any area retaining salt water or brackish water. Any replacement part under warranty is warranted for the remaining original warranty period or 1 year, whichever is longer. In the event of a defect claim, Coverworx shall be notified in writing within thirty (30) days from discovery, no later than thirty (30) days from the receipt of the notice. Coverworx

management will determine whether to repair or replace defective materials and respond in writing to advise how Coverworx will proceed on the warranty claim. Coverworx disclaims all other warranties, expressed or implied, including but not limited to, implied warranties of merchantability and fitness for a particular purpose for the product and any accompanying materials required for installation. Coverworx will not be liable for any damages arising out of the use or inability to use the product, regardless of whether notification of such damages has been given.



11800 EAST 9 MILE ROAD
WARREN, MI 48089

OFFICE: (586)486-1088
FAX: (586)754-9130
TOLL FREE: (800) 657-6118

WWW.COVERWORX.COM
INFO@COVERWORX.COM

COVERWORX
COLOR OPTIONS

All Coverworx Steel Frame, Metal Roof and Trim work panels are available in the following colors. Mix and match to create a look that suits your needs and expresses your style. Choose a frame finish as well as a metal roof color from the following options. Contact our Coverworx sales staff for custom color information and further details.*



 HARTFORD GREEN	 CHARCOAL	 PATINA GREEN
 BRANDYWINE	 PATRICIA BRONZE	 COLONIAL RED
 EVERGREEN	 GALVALUME PLUS	 MEDIUM BRONZE
 ROMAN BLUE	 BONE WHITE	 BRITE RED
 MATTE BLACK	 SANDSTONE	 COPPER PENNY*
 ASH GREY	 SLATE GRAY	 REGAL BLUE
 SURREY BEIGE	 DARK BRONZE	 AUTUMN RED
 REGAL WHITE	 MANSARD BROWN	 TUDOR BROWN
 CLAY	 LIGHT STONE	 TIMBER TAN

* Available for roofing color only.



QUALITY PREFABRICATED STRUCTURES SINCE 1987
A Division of Ross & Barr, Inc.

COVERING YOUR
NEEDS WITH
**VERSATILITY
& VALUE**

WWW.COVERWORX.COM
INFO@COVERWORX.COM

11800 EAST 9 MILE ROAD
WARREN, MI 48089

OFFICE: (586) 486-1088
FAX: (586) 754-9130
TOLL FREE: (800) 657-6118

